

# Success Measures Data System

Sean Slack  
 Interfaith Housing Development  
 Corporati Administrator

Evaluations

**Tabulate**

Indicators

Relationships

Directory

Admin

Help

Process Help

Logout

Evaluation [Freedom Neighborhood 1](#) > Data Summary

## View Tabulated Summary: Freedom Neighborhood 1

This page shows the criteria you selected on the Tabulate Data page, followed by the basic tabulations of your data by question.

For more detail on tabulation of data, click **Help** on the tool bar.

The following data has been collected for this Data Collection Tool. The full set of data is summarized, followed by printouts of individual entries.

Languages: ENGLISH ([EN](#))

### Data Summary

Export Responses

(There are a total of 224 entries for this tool.)

[Consideration and Acknowledgements.doc](#)

[Considerations and Acknowledgements.pdf](#)

### Neighborhood Security -- Residential

Instructions: Using a scale of 1 to 5, where 5 = Strongly agree, 4 = Agree, 3 = Neither agree/disagree, 2 = Disagree and 1 = Strongly disagree, please select the response that best describes your feeling about each of the following statements.

#### Perception of Personal Safety

I feel safe in my neighborhood. (219 of 224 entries responded)

5 (Strongly agree)		13.24% (29/219)
4 (Agree)		51.14% (112/219)
3 (Neither agree/disagree)		15.98% (35/219)
2 (Disagree)		12.33% (27/219)
1 (Strongly disagree)		7.31% (16/219)

I feel safe in my home. (218 of 224 entries responded)

5 (Strongly agree)		21.56% (47/218)
4 (Agree)		55.96% (122/218)
3 (Neither agree/disagree)		9.63% (21/218)
2 (Disagree)		9.17% (20/218)
1 (Strongly disagree)		3.67% (8/218)

I feel safe outside my home (on the porch or stoop, for instance, or in the yard or alley). (219 of 224 entries responded)

5 (Strongly agree)		17.81% (39/219)
4 (Agree)		52.97% (116/219)

3 (Neither agree/disagree)		12.79% (28/219)
2 (Disagree)		10.96% (24/219)
1 (Strongly disagree)		5.48% (12/219)

I feel safe walking in my neighborhood in the daytime. (218 of 224 entries responded)

5 (Strongly agree)		16.51% (36/218)
4 (Agree)		60.55% (132/218)
3 (Neither agree/disagree)		11.01% (24/218)
2 (Disagree)		8.72% (19/218)
1 (Strongly disagree)		3.21% (7/218)

I feel safe walking in my neighborhood at night. (219 of 224 entries responded)

5 (Strongly agree)		7.31% (16/219)
4 (Agree)		32.88% (72/219)
3 (Neither agree/disagree)		19.18% (42/219)
2 (Disagree)		24.66% (54/219)
1 (Strongly disagree)		15.98% (35/219)

I feel that my children are safe when they play in my neighborhood. (214 of 224 entries responded)

5 (Strongly agree)		7.01% (15/214)
4 (Agree)		46.73% (100/214)
3 (Neither agree/disagree)		13.08% (28/214)
2 (Disagree)		16.82% (36/214)
1 (Strongly disagree)		7.48% (16/214)
0 (Not applicable)		8.88% (19/214)

In my neighborhood, people look out for each other. (218 of 224 entries responded)

5 (Strongly agree)		5.05% (11/218)
4 (Agree)		42.66% (93/218)
3 (Neither agree/disagree)		35.32% (77/218)
2 (Disagree)		11.47% (25/218)
1 (Strongly disagree)		5.5% (12/218)

This neighborhood is a good place to live and raise a family. (219 of 224 entries responded)

5 (Strongly agree)		4.11% (9/219)
4 (Agree)		39.27% (86/219)
3 (Neither agree/disagree)		33.33% (73/219)
2 (Disagree)		16.44% (36/219)
1 (Strongly disagree)		6.85% (15/219)

This neighborhood is a safe place for senior citizens. (219 of 224 entries responded)

responded)

5 (Strongly agree)		5.02% (11/219)
4 (Agree)		40.64% (89/219)
3 (Neither agree/disagree)		23.74% (52/219)
2 (Disagree)		20.55% (45/219)
1 (Strongly disagree)		10.05% (22/219)

I feel adequately protected by the police. (219 of 224 entries responded)

5 (Strongly agree)		2.28% (5/219)
4 (Agree)		28.77% (63/219)
3 (Neither agree/disagree)		29.22% (64/219)
2 (Disagree)		25.11% (55/219)
1 (Strongly disagree)		14.61% (32/219)

I feel safer in my neighborhood now than I did a year ago. (214 of 224 entries responded)

5 (Strongly agree)		4.67% (10/214)
4 (Agree)		25.23% (54/214)
3 (Neither agree/disagree)		32.24% (69/214)
2 (Disagree)		25.23% (54/214)
1 (Strongly disagree)		12.62% (27/214)

I feel that criminal activities seldom occur in my community. (219 of 224 entries responded)

5 (Strongly agree)		2.74% (6/219)
4 (Agree)		18.72% (41/219)
3 (Neither agree/disagree)		17.81% (39/219)
2 (Disagree)		33.79% (74/219)
1 (Strongly disagree)		26.94% (59/219)

I am not afraid of retaliation or "payback" if I report a crime to the police. (219 of 224 entries responded)

5 (Strongly agree)		14.61% (32/219)
4 (Agree)		31.51% (69/219)
3 (Neither agree/disagree)		25.11% (55/219)
2 (Disagree)		18.26% (40/219)
1 (Strongly disagree)		10.5% (23/219)

The police respond to our calls for help in dealing with crime. (217 of 224 entries responded)

5 (Strongly agree)		6.91% (15/217)
4 (Agree)		35.02% (76/217)
3 (Neither agree/disagree)		26.73% (58/217)
2 (Disagree)		17.05% (37/217)

1 (Strongly disagree)		8.29% (18/217)
0 (Not applicable)		5.99% (13/217)

### Security Concerns in the Neighborhood

Instructions: Please select the answer that best represents the number of times you have experienced each of the following situations in the past six months.

I have seen or heard about violent acts between adults in my community. (217 of 224 entries responded)

Never		15.67% (34/217)
1 – 3 times		40.09% (87/217)
4 – 6 times		19.82% (43/217)
7 – 9 times		5.07% (11/217)
10 times or more		19.35% (42/217)

I have seen or heard about drug-related activity in the community. (218 of 224 entries responded)

Never		11.01% (24/218)
1 – 3 times		18.35% (40/218)
4 – 6 times		13.76% (30/218)
7 – 9 times		9.17% (20/218)
10 times or more		47.71% (104/218)

I have seen or heard about gang activity in my neighborhood. (220 of 224 entries responded)

Never		44.55% (98/220)
1 – 3 times		28.18% (62/220)
4 – 6 times		12.27% (27/220)
7 – 9 times		5.45% (12/220)
10 times or more		9.55% (21/220)

I have seen or heard about prostitution-related activities in the community. (218 of 224 entries responded)

Never		46.33% (101/218)
1 – 3 times		24.31% (53/218)
4 – 6 times		13.76% (30/218)
7 – 9 times		3.21% (7/218)
10 times or more		12.39% (27/218)

I have attended meetings or participated in activities to make the community safer. (218 of 224 entries responded)

Never		35.78% (78/218)
1 – 3 times		36.24% (79/218)
4 – 6 times		14.22% (31/218)
7 – 9 times		3.21% (7/218)
10 times or more		10.55% (23/218)

I have seen or heard about property crime in my neighborhood. (217 of 224

entries responded)

Never		42.4% (92/217)
1 – 3 times		35.02% (76/217)
4 – 6 times		10.6% (23/217)
7 – 9 times		4.61% (10/217)
10 times or more		7.37% (16/217)

Instructions: Using a scale of 1 to 5, where 5 = Strongly agree, 4 = Agree, 3 = Neither agree/disagree, 2 = Disagree and 1 = Strongly disagree, please select the response to each item that best describes your feeling about the statement, "This is an important security issue or concern in my neighborhood."

Lack of adequate lighting (216 of 224 entries responded)

5 (Strongly agree)		26.39% (57/216)
4 (Agree)		41.2% (89/216)
3 (Neither agree/disagree)		16.2% (35/216)
2 (Disagree)		14.35% (31/216)
1 (Strongly disagree)		1.85% (4/216)

Abandoned houses and/or apartments (215 of 224 entries responded)

5 (Strongly agree)		6.98% (15/215)
4 (Agree)		20% (43/215)
3 (Neither agree/disagree)		19.53% (42/215)
2 (Disagree)		46.51% (100/215)
1 (Strongly disagree)		6.98% (15/215)

Lack of a neighborhood watch program (212 of 224 entries responded)


5 (Strongly agree)		16.51% (35/212)
4 (Agree)		34.91% (74/212)
3 (Neither agree/disagree)		25% (53/212)
2 (Disagree)		20.75% (44/212)
1 (Strongly disagree)		2.83% (6/212)

Loitering (218 of 224 entries responded)





5 (Strongly agree)		30.28% (66/218)
4 (Agree)		44.95% (98/218)
3 (Neither agree/disagree)		13.3% (29/218)
2 (Disagree)		10.55% (23/218)
1 (Strongly disagree)		0.92% (2/218)

Speeding cars (218 of 224 entries responded)






5 (Strongly agree)		40.83% (89/218)
4 (Agree)		40.83% (89/218)
3 (Neither agree/disagree)		7.34% (16/218)
2 (Disagree)		9.63% (21/218)

1 (Strongly disagree)  1.38% (3/218)






Large commercial trucks in the streets or alleys (219 of 224 entries responded)

5 (Strongly agree)  8.22% (18/219)  
 4 (Agree)  17.81% (39/219)  
 3 (Neither agree/disagree)  20.55% (45/219)  
 2 (Disagree)  43.84% (96/219)  
 1 (Strongly disagree)  9.59% (21/219)

Slow police response to emergency calls (217 of 224 entries responded)

5 (Strongly agree)  21.66% (47/217)  
 4 (Agree)  26.27% (57/217)  
 3 (Neither agree/disagree)  30.41% (66/217)  
 2 (Disagree)  20.28% (44/217)  
 1 (Strongly disagree)  1.38% (3/217)



Illegal drug activity (217 of 224 entries responded)

5 (Strongly agree)  47.93% (104/217)  
 4 (Agree)  33.18% (72/217)  
 3 (Neither agree/disagree)  12.44% (27/217)  
 2 (Disagree)  5.99% (13/217)  
 1 (Strongly disagree)  0.46% (1/217)

Liquor/public drunkenness (217 of 224 entries responded)




5 (Strongly agree)  17.05% (37/217)  
 4 (Agree)  26.73% (58/217)  
 3 (Neither agree/disagree)  23.5% (51/217)  
 2 (Disagree)  28.57% (62/217)  
 1 (Strongly disagree)  4.15% (9/217)

Slow response by fire department to emergency calls (216 of 224 entries responded)

5 (Strongly agree)  6.48% (14/216)  
 4 (Agree)  12.96% (28/216)  
 3 (Neither agree/disagree)  28.24% (61/216)  
 2 (Disagree)  45.37% (98/216)  
 1 (Strongly disagree)  6.94% (15/216)

Instructions: For the following questions, please respond as requested.

What do you think would be the three most effective means of improving security in this neighborhood? Please check three. (215 of 224 entries responded)

Improved street lighting  66.05% (142/215)  
 Thinned trees  23.26% (50/215)  
 Active neighborhood watch  52.09% (112/215)

Security watch		21.86% (47/215)
Increased police enforcement		33.95% (73/215)
More community policing (foot patrols or police substation)		33.49% (72/215)
Security cameras		26.98% (58/215)
Security gate		10.23% (22/215)
Other		8.37% (18/215)

If you selected Other above, please describe the other ways to improve security in the neighborhood. (21 of 224 entries responded)

- landlords that buy property and dont care who they rent to. Need to be more stringent.
- have police respond when called
- police substation
- eliminating the renters
- neighborhood participation
- Get rid of the speak-easy and drug sellers
- earlier curfew times
- better police training; to be more sensitive to the residents
- people just need to mind their own business and do as they suppose to do.
- Stop messing up the roads
- Kids are in need of a secure playground, not the parking lot.
- harsh penalties
- all of the above
- more jobs for young people
- Less police.. I feel like I'm being harrassed.
- Less police.. I feel like I'm being harrassed.
- None of the above
- make public aware
- enforced curfew
- stop worrying about drugs so much and focus on crime stealing, fighting and killing
- Programs for teenagers to keep them off the streets - trips, bowling.





Instructions: Using a scale of 1 to 5, where 5 = Strongly agree, 4 = Agree, 3 = Neither agree/disagree, 2 = Disagree and 1 = Strongly disagree, please select the response that best describes your feeling about each of the following two statements.

Neighborhood residents are responsible for most of the crime in the neighborhood. (218 of 224 entries responded)

5 (Strongly agree)		8.72% (19/218)
4 (Agree)		22.02% (48/218)
3 (Neither agree/disagree)		26.15% (57/218)
2 (Disagree)		33.94% (74/218)
1 (Strongly disagree)		9.17% (20/218)



Visitors to the neighborhood are responsible for most of the crime in the neighborhood. (218 of 224 entries responded)

5 (Strongly agree)		23.85% (52/218)
4 (Agree)		



		35.78% (78/218)
3 (Neither agree/disagree)		26.61% (58/218)
2 (Disagree)		12.84% (28/218)
1 (Strongly disagree)		0.92% (2/218)

Instructions: Have you or anyone you know experienced any of the following in this neighborhood in the last 12 months? Please select Yes or No for each item.



Mugging or robbery (213 of 224 entries responded)

Yes		25.82% (55/213)
No		74.18% (158/213)



Break-in or home vandalism (215 of 224 entries responded)

Yes		21.86% (47/215)
No		78.14% (168/215)



Auto theft or auto vandalism (214 of 224 entries responded)

Yes		27.1% (58/214)
No		72.9% (156/214)



Drug-related incident (215 of 224 entries responded)

Yes		59.07% (127/215)
No		40.93% (88/215)

Domestic violence (210 of 224 entries responded)






Yes		40% (84/210)
No		60% (126/210)

Other violent assaults (210 of 224 entries responded)





Yes		47.62% (100/210)
No		52.38% (110/210)

If you answered Yes to any of the above, please indicate how you learned about the incident.

Mugging or robbery (87 of 224 entries responded)

It happened to me or a family member		14.94% (13/87)
I saw it happen		12.64% (11/87)
Friend or neighbor told me about it		50.57% (44/87)
Saw it in newspaper or on TV		19.54% (17/87)
Other		2.3% (2/87)

Break-in or home vandalism (71 of 224 entries responded)

It happened to me or a family member		15.49% (11/71)
I saw it happen		9.86% (7/71)
Friend or neighbor told me about it		42.25% (30/71)
Saw it in newspaper or		

on TV		29.58% (21/71)
Other		2.82% (2/71)

---

#### Auto theft or auto vandalism (75 of 224 entries responded)

It happened to me or a family member		26.67% (20/75)
I saw it happen		10.67% (8/75)
Friend or neighbor told me about it		30.67% (23/75)
Saw it in newspaper or on TV		29.33% (22/75)
Other		2.67% (2/75)

---

#### Drug-related incident (138 of 224 entries responded)

It happened to me or a family member		5.07% (7/138)
I saw it happen		43.48% (60/138)
Friend or neighbor told me about it		31.88% (44/138)
Saw it in newspaper or on TV		19.57% (27/138)
Other		0% (0/138)

---

#### Domestic violence incident (99 of 224 entries responded)

It happened to me or a family member		12.12% (12/99)
I saw it happen		36.36% (36/99)
Friend or neighbor told me about it		28.28% (28/99)
Saw it in newspaper or on TV		21.21% (21/99)
Other		2.02% (2/99)

---

#### Other violent assaults (113 of 224 entries responded)

It happened to me or a family member		9.73% (11/113)
I saw it happen		29.2% (33/113)
Friend or neighbor told me about it		24.78% (28/113)
Saw it in newspaper or on TV		34.51% (39/113)
Other		1.77% (2/113)

---

[Considerations and Acknowledgements.doc](#)

[Considerations and Acknowledgements.pdf](#)

---

### Resident Satisfaction with Neighborhood

Please identify your neighborhood by name and either define its boundaries or name the street intersection nearest your house or apartment. (221 of 224 entries responded)

- Bloomsdale/Fleetwing
- Bloomsdale/Fleetwing
- Bloomsdale/Fleetwing
- Winder Village







- Winder Village
- Winder Village
- Winder Village
- Winder Village
- Bloomsdale/ Fleetwing
- Bloomsdale/Fleetwing
- Bloomsdale/Fleetwing
- Bloomsdale/Fleetwing
- Bloomsdale/Fleetwing
- Bloomsdale/Fleetwing
- Bloomsdale/Fleetwing
- Winder Village
- Bloomsdale/Fleetwing
- Bloomsdale/Fleetwing
- Bloomsdale/Fleetwing
- Bloomsdale/Fleetwing
- Winder Village
- Bloomsdale/Fleetwing
- Winder Village
- Bloomsdale/Fleetwing
- Bloomsdale/Fleetwing
- Bloomsdale/Fleetwing
- Bloomsdale/Fleetwing
- Bloomsdale/Fleetwing
- Winder Village
- Bloomsdale/Fleetwing
- Bloomsdale/Fleetwing
- Winder Village
- Winder Village
- Bloomsdale/Fleetwing
- Winder Village
- Bloomsdale/Fleetwing
- Bloomsdale/Fleetwing
- Winder Village
- Winder Village
- Winder Village
- Bloomsdale/Fleetwing
- Bloomsdale/Fleetwing
- Bloomsdale/Fleetwing
- Bloomsdale/Fleetwing
- Bloomsdale/Fleetwing
- Bloomsdale/Fleetwing
- Bloomsdale/Fleetwing
- Bloomsdale/Fleetwing
- Bloomsdale/Fleetwing
- Bloomsdale/Fleetwing
- Bloomsdale/Fleetwing
- Bloomsdale/Fleetwing
- Winder Village
- Winder Village
- Bloomsdale/Fleetwing
- Bloomsdale/Fleetwing
- Winder Village
- Winder Village

- Winder Village
- Bloomsdale/Fleetwing
- Bloomsdale/Fleetwing
- Winder Village
- Bloomsdale/Fleetwing
- Winder Village
- Bloomsdale/Fleetwing
- Bloomsdale/Fleetwing
- Winder Village
- Bloomsdale/Fleetwing
- Winder Village
- Bloomsdale/Fleetwing
- Winder Village
- Bloomsdale/Fleetwing
- Winder Village
- Winder Village
- bloomsdale/Fleetwing
- Winder Village
- Winder Village
- Winder Village
- Bloomsdale/Fleetwing
- Bloomsdale/Fleetwing
- Bloomsdale/Fleetwing
- Bloomsdale/Fleetwing
- Winder Village
- Bloomsdale/Fleetwing
- Winder Village
- Bloomsdale/Fleetwing
- Bloomsdale/Fleetwing
- Bloomsdale/Fleetwing
- Venice Ashby
- venice ashby
- venice ashby
- venice ashby
- Venice Ashby
- Venice Ashby
- Venice Ashby
- Venice Ashby
- Venice Ashby
- Venice Ashby
- Venice Ashby
- Green Lawn park
- Venice Ashby
- Venice Ashby
- Green Lawn Park
- Venice Ashby
- Green lawn park/ pacific avenue
- venice ashby
- venice ashby
- venice ashby
- Green lawn park/ pacific avenue
- Winder Village
- Venice Ashby
- venice ashby
- venice ashby
- Green Lawn Park
- Venice Ashby
- Winder Village
- Winder Village
- Venice Ashby
- Venice Ashby

- Green Lawn Park
- Green lawn Park
- Venice Ashby
- venice ashby
- venice ashby
- venice ashby
- Green Lawn Park
- Green lawn park
- Green Lawn Park
- Green Lawn Park
- Green Lawn Park
- Pacific Avenue
- Pacific Avenue
- venice ashby
- venice ashby
- bloomsdale/fleetwing
- Green Lawn/ Pacific Avenue
- Green Lawn Park
- venice ashby
- Winder Village
- venice ashby
- venice ashby
- bloomsdale/fleetwing
- bloomsdale/fleetwing
- Pacific Avenue
- venice ashby
- venice ashby
- Bloomsdale/Fleetwing
- Green Lawn Park
- Bloomsdale/Fleetwing
- Bloomsdale/Fleetwing
- Winder Village
- Winder Village
- Bloomsdale/Fleetwing
- Bloomsburg/Fleetwing
- Bloomsdale/Fleetwing
- Bloomsburg/Fleetwing
- Winder Village
- pacific avenue
- Green Lawn/ Pacific Avenue
- Bloomsdale/Fleetwing
- Bloomsdale/Fleetwing
- Winder Village
- Venice Ashby
- venice ashby
- Winder Village
- Green Lawn Park/ Pacific Avenue
- Green Lawn Park
- Green lawn/ Pacific Avenue
- Winder Village
- venice ashby
- venice ashby
- Green Lawn/Pacific Avenue
- Green Lawn/ Pacific Avenue
- Green Lawn/ Pacific Avenue
- Green lawn/ Pacific Avenue
- Winder Village
- Winder Village
- Green lawn/ Pacific Avenue

- Green lawn park/ pacific avenue
- Pacific Avenue
- Pacific Avenue
- venice ashby
- venice ashby
- Venice Ashby
- Green Lawn Park
- Venice Ashby
- Green lawn park
- Bloomsdale/Fleetwing
- Green Lawn Park
- Pacific Avenue
- Pacific Avenue
- Green Lawn/ Pacific Avenue
- Green Lawn Park
- Venice Ashby
- Venice Ashby
- Green Lawn Park
- Venice Ashby
- Green Lawn Park
- Green Lawn Park
- Winder Village
- Green Lawn/ Pacific Avenue
- Green lawn Park
- Venice Ashby
- Venice Ashby
- Bloomsdale/Fleetwing
- Green Lawn/ Pacific Avenue
- Venice ashby
- venice ashby
- Bloomsdale/Fleetwing
- Venice Ashby
- Green Lawn Park
- Winder Village
- Green Lawn Park
- Venice Ashby
- Bloomsdale/Fleetwing
- Venice Ashby
- Venice Ashby
- Venice Ashby

How long have you lived in or near the location noted above? (222 of 224 entries responded)

Less than 1 year		4.95% (11/222)
1 – 5 years		18.92% (42/222)
6 – 10 years		14.86% (33/222)
11 – 20 years		14.86% (33/222)
21 – 30 years		16.67% (37/222)
More than 30 years		29.73% (66/222)

**Instructions: Using a scale of 1 to 5, where 5 = Strongly agree, 4 = Agree, 3 = Neither agree/disagree, 2 = Disagree and 1 = Strongly disagree, please select the response that best describes your feeling about each of the following statements.**

The condition of houses and apartments in the area is satisfactory or better. (221

of 224 entries responded)

5 (Strongly agree)		7.69% (17/221)
4 (Agree)		54.75% (121/221)
3 (Neither agree/disagree)		13.57% (30/221)
2 (Disagree)		19.91% (44/221)
1 (Strongly disagree)		4.07% (9/221)

There are affordable houses or apartments available here that meet the needs of my family. (222 of 224 entries responded)

5 (Strongly agree)		10.36% (23/222)
4 (Agree)		50.9% (113/222)
3 (Neither agree/disagree)		17.12% (38/222)
2 (Disagree)		20.27% (45/222)
1 (Strongly disagree)		1.35% (3/222)

The cleanliness of the area is satisfactory or better. (220 of 224 entries responded)

5 (Strongly agree)		6.36% (14/220)
4 (Agree)		42.73% (94/220)
3 (Neither agree/disagree)		15.91% (35/220)
2 (Disagree)		26.36% (58/220)
1 (Strongly disagree)		8.64% (19/220)

My family and I feel safe in the area. (218 of 224 entries responded)

5 (Strongly agree)		8.26% (18/218)
4 (Agree)		45.41% (99/218)
3 (Neither agree/disagree)		13.76% (30/218)
2 (Disagree)		24.31% (53/218)
1 (Strongly disagree)		8.26% (18/218)


The neighbors here are friendly. (221 of 224 entries responded)

5 (Strongly agree)		13.12% (29/221)
4 (Agree)		61.54% (136/221)
3 (Neither agree/disagree)		18.1% (40/221)
2 (Disagree)		4.98% (11/221)
1 (Strongly disagree)		2.26% (5/221)


The quality of public services is satisfactory or better. (220 of 224 entries responded)

5 (Strongly agree)		4.09% (9/220)
4 (Agree)		44.55% (98/220)
3 (Neither agree/disagree)		28.64% (63/220)
2 (Disagree)		18.18% (40/220)
1 (Strongly disagree)		4.55% (10/220)

The quality of schools in the area is satisfactory or better. (220 of 224 entries responded)



Access to transportation is satisfactory or better. (221 of 224 entries responded)




Access to employment centers is satisfactory or better. (221 of 224 entries responded)




Instructions: Select the one best response to each of the following questions.


With how many of your neighbors do you speak regularly for 5 minutes or more? (220 of 224 entries responded)



How many households in your neighborhood can you turn to in an emergency? (219 of 224 entries responded)



What do you like best about your neighborhood? (214 of 224 entries responded)




Friendliness		26.64% (57/214)
Available shopping		6.07% (13/214)
Nearness to work		13.08% (28/214)
Quality of schools		6.07% (13/214)
Parks or open spaces		4.67% (10/214)
Available jobs		0.47% (1/214)
Other		13.55% (29/214)

If you selected Other above, please describe the best thing about the neighborhood. (30 of 224 entries responded)

- the commitment of neighbors
- nearness to church
- old time neighbors
- its where I grew up
- nothing
- nothing
- nothing
- second generation homeowner
- familiarity
- outsiders make me unsafe
- neighbor commitment
- neighbors
- Big properties
- Tie: Community Pride/Parks
- tight knit community
- affordable homes
- affordable
- Price of Rent
- n/a
- nothing
- Nothing
- Noothing
- Affordable
- Mix of people
- The People
- small community
- Small Community
- Safety, shopping, parks
- na
- My Neighbors

What is your second-favorite thing about this neighborhood? (208 of 224 entries responded)














Safety		9.13% (19/208)
Cleanliness of streets/homes		9.13% (19/208)
Community pride or spirit		9.13% (19/208)
Friendliness		20.19% (42/208)
Available shopping		10.1% (21/208)
Nearness to work		11.06% (23/208)
Quality of schools		6.25% (13/208)
Parks or open spaces		12.98% (27/208)
Available jobs		2.88% (6/208)

Other  9.13% (19/208)

If you selected Other above, please describe your second-favorite thing about the neighborhood. (20 of 224 entries responded)

- family
- nothing
- none
- nothing
- my neighbors
- neighbors lookout when you out
- dedication of old residents
- nothing
- n/a
- Peaceful
- nothing
- Nothing
- Nothing
- maintenance effort to clean-up
- Homes are affordable
- Quietness
- family lives here
- all of the above
- some caring folks, some not
- na

What is the worst thing about this neighborhood? (220 of 224 entries responded)

Crime or other safety issues		52.27% (115/220)
Litter, graffiti or other cleanliness issues		12.27% (27/220)
Number of abandoned or run-down buildings		3.64% (8/220)
Poor-quality schools		0.91% (2/220)
Unreliable public services		0.45% (1/220)
Police non-responsiveness or harassment		11.82% (26/220)
Presence of undesirable businesses		2.73% (6/220)
Lack of neighborhood friendliness		1.82% (4/220)
Distance from shopping		0.91% (2/220)
Distance from work		0% (0/220)
Lack of quality parks or open spaces		2.73% (6/220)
Lack of available jobs		2.27% (5/220)
Other		8.18% (18/220)

If you selected Other above, please describe the worst thing about the neighborhood. (18 of 224 entries responded)

- constant police harassment
- litter, schools, lack of jobs
- Traffic thru neighborhood
- loitering at night
- police harrassment
- all of the above

- Infestation of rodents (bugs)
- Drugs
- Speeding in neighborhood
- All items listed above
- traffic
- Lack of community pride
- no minor supervision
- Park
- Drug selling in homes/streets
- loitering
- Unattended children
- litter/hood unfriendliness

What is the second-worst thing about this neighborhood? (206 of 224 entries responded)

Crime or other safety issues		17.96% (37/206)
Litter, graffiti or other cleanliness issues		18.93% (39/206)
Number of abandoned or run-down buildings		2.91% (6/206)
Poor-quality schools		5.83% (12/206)
Unreliable public services		1.46% (3/206)
Police non-responsiveness or harassment		19.42% (40/206)
Presence of undesirable businesses		7.77% (16/206)
Lack of neighborhood friendliness		3.4% (7/206)
Distance from shopping		0.97% (2/206)
Distance from work		1.94% (4/206)
Lack of quality parks or open spaces		8.74% (18/206)
Lack of available jobs		5.83% (12/206)
Other		4.85% (10/206)

If you selected Other above, please describe the second-worst thing about the neighborhood. (12 of 224 entries responded)

- the neighborhood police station
- Traffic and the loud music
- Too much traffic
- all items listed above
- Loitering
- transportation/unfriendliness
- Green lane playground at night
- unattended children
- Parents not supervising
- drug dealers
- Drug sales
- distance from shop/lack parks

**Instructions: Using a scale of 1 to 5, where 5 = Strongly agree, 4 = Agree, 3 = Neither agree/disagree, 2 = Disagree and 1 = Strongly disagree, please select the response that best describes your feeling about each of the following statements.**

If something is wrong in my neighborhood, I know that the people who live here will try to fix it. (218 of 224 entries responded)

5 (Strongly agree)		6.88% (15/218)
4 (Agree)		31.65% (69/218)
3 (Neither agree/disagree)		29.36% (64/218)
2 (Disagree)		24.31% (53/218)
1 (Strongly disagree)		7.8% (17/218)

I would recommend my neighborhood to anyone as a good place to live. (216 of 224 entries responded)

5 (Strongly agree)		5.09% (11/216)
4 (Agree)		35.19% (76/216)
3 (Neither agree/disagree)		31.02% (67/216)
2 (Disagree)		16.2% (35/216)
1 (Strongly disagree)		12.5% (27/216)

I would recommend my neighborhood to families with children as a good place to live. (218 of 224 entries responded)

5 (Strongly agree)		4.13% (9/218)
4 (Agree)		37.61% (82/218)
3 (Neither agree/disagree)		27.06% (59/218)
2 (Disagree)		15.6% (34/218)
1 (Strongly disagree)		15.6% (34/218)

I would recommend my neighborhood to seniors as a good place to live. (218 of 224 entries responded)

5 (Strongly agree)		4.59% (10/218)
4 (Agree)		29.36% (64/218)
3 (Neither agree/disagree)		24.31% (53/218)
2 (Disagree)		23.85% (52/218)
1 (Strongly disagree)		17.89% (39/218)

Instructions: Please answer the following questions about owning and buying a home.

Do you own or rent your home? (218 of 224 entries responded)

Own		47.25% (103/218)
Rent		48.17% (105/218)
Neither (for instance, live with a friend or relative)		4.59% (10/218)

If you own your home, how much do you think you could sell it for in today's market? (120 of 224 entries responded)

\$29,999 or less		10.83% (13/120)
\$30,000 – \$49,999		10.83% (13/120)
\$50,000 – \$74,999		

		13.33% (16/120)
\$75,000 – \$149,999		27.5% (33/120)
\$150,000 – \$199,999		32.5% (39/120)
\$200,000 – \$299,999		4.17% (5/120)
Over \$300,000		0.83% (1/120)

If you don't own your home, would you like to buy a home in this neighborhood? (141 of 224 entries responded)

Yes (skip the next two questions)		36.88% (52/141)
No		63.12% (89/141)

If you would not buy a home here, what is the main reason why? (94 of 224 entries responded)

Crime or other safety issues		57.45% (54/94)
Litter, graffiti or other cleanliness issues		2.13% (2/94)
Number of abandoned or run-down buildings		0% (0/94)
Poor-quality schools		2.13% (2/94)
Unreliable public services		0% (0/94)
Police non-responsiveness or harassment		9.57% (9/94)
Presence of undesirable businesses		1.06% (1/94)
Lack of neighborhood friendliness		0% (0/94)
Distance from shopping		1.06% (1/94)
Distance from work		2.13% (2/94)
Lack of quality parks or open spaces		0% (0/94)
Lack of available jobs		5.32% (5/94)
Other		19.15% (18/94)

If you selected Other above, please describe the main reason you would not buy a home in this neighborhood. (19 of 224 entries responded)

- purchase outside this township
- the turnover value abc&f
- schools, lack of jobs
- been here too long
- no sidewalks
- No townhse, I love open spaces
- Not for sale
- schools, PD, no jobs, unde bus
- homes too small,need more room
- crime, PD, parks/open spaces
- Houses are small
- 2 many years, need change
- crime, pub service, unfriendly
- Taxes too high
- Houses aren't in good conditio
- na

- Taxes too high
- crime, PD, unfriendly neighbors
- distance shop/work, no parks

If you would like to buy a home in this neighborhood, what is the main reason you haven't yet bought one? (85 of 224 entries responded)

Don't make enough income		25.88% (22/85)
Credit problems need to be cleared up		11.76% (10/85)
Not sure how to start		3.53% (3/85)
Can't find a good home		1.18% (1/85)
Don't have enough for down payment/fees		3.53% (3/85)
Not ready to buy yet		14.12% (12/85)
This isn't a good time for buying a home		5.88% (5/85)
Other		22.35% (19/85)
Not applicable		11.76% (10/85)

If you selected Other above, please describe the main reason you haven't yet bought a home in this neighborhood. (15 of 224 entries responded)

- police harass,lack of response
- income, credit, bad time
- Several: 1, 4, 5, 7
- being sold to slum lords
- not enough income, bad credit
- I wouldn't want to buy here
- no \$, bad credit, dont kno how
- lack of \$, not sure how 2start
- all of the above
- neighborhood
- dont feel safe
- want to live somewhere else
- Dont' want to
- I would not
- Don't want to

What do you think the people in this neighborhood could do to make it a better place to live? (160 of 224 entries responded)

- come together
- look out of each other
- Clean their yards, cut their grass, be more tougher on their children, make them obey their elders with respect
- Come together as one in the community.
- Be good neighbors
- Be more responsible for what is going on in your neighborhood
- Try and keep drug trafficking out. Be more friendly. Keep neighborhood clean.
- stop police harrassment, fix streets and alleys. more activities for the youth
- communicate more with one another.
- Communicate with one another and help out where needed
- come together against drugs, rid the streets of people just hangin out.Eliminate litter, high grass, etc.
- clean up the drugs

- we all need to work together
- Call the police when they see things going on
- keep it clean, speeding cars, get the drugs out
- self respect with ckids,property and attitude.Landlord accountability to who they rent these homes to
- stop the dealers from standing in front of your home selling drugs
- dont know
- Most are good but there are some Undesirables here
- keep it clean, treat each other with respect
- stop the killing and drug dealing
- take the initiative to clean up around our homes. Demand activities for the youth. Hold landlords accountable for who they rent to.
- come out and get together and work as a community
- keep our homes clean, come together and straighten up the drug dealers
- People need to be more responsible and to be supportive and active in the neighborhood.
- Get rid of the kids on the corner; get rid of the speakeay.
- clean up around our homes, have children in house at a proper time
- Get involved; report drug traffic
- Better communication
- take a stand together to fight against crime and drugs
- Have more programs for the children & teens
- get drugs the hell out
- take more pride in our property, be more concerned about the drugs
- Have more things for kids to do.
- Neighbors need to pull together for the sake of our growing children and young adults.
- stop standing on the corners and running up to cars to sell drugs
- come together
- have more community activities, fairs, after school recreation
- parents need to keep there kids in control
- clean-up
- safety/no more drugs
- keep it clean
- report criminal activity
- residents pull together more, stop backbiting
- residents must work together and help one another
- People here in the neighborhood need to stop promoting wrong doing. They sell beer, liquor, and drugs out of their houses.
- get rid of the drugs, start snitching on the problem.
- safety for kids and things for them to do
- everyone needs to communicate better and get more involved
- Parents need to teach more respect and be more examples themselves.
- more community involvement
- purchase instead of rent, keep your place clean; in and out. tell the drug dealers to get from in front of the homes, even the renters that sell drugs.
- Take a stand
- mind their business

- Look out for one another
- the kids need to have more community activities; job readiness mentors
- Come together and take a stand
- get more involved
- look out for each other
- report crime, need a center for youth out here!offer activities.kids need positive alternatives to the streets and crime.
- Come together and take a stand
- stop the drug selling and killing each other.
- Help with the children in the neighborhood; do a better job in the things that are going on, too.
- become one community
- watch out for each other
- need police presence to patrol the drug areas
- Come together
- Stand together
- Communicate to the police
- get along
- young parents need to take responsibility of their kids and their homes
- clean up the drugs
- get rid of drugs, loitering and standing the streets. Inconsiderate to the elderly and others
- clean up, be more friendly. get involved with community activities
- Neighbors watching out for one another
- People should vote
- find activities for the younger kids and the teens.
- own your home instead of renting from agency or slum lords.
- organize, work together, clean-up attend meetings to educate our kids on their future. Work to make a difference
- grow up
- look out for each other when something happens
- keep the drugs & violence away. Also keep their children in order and cleanliness and respect each other.
- put more jobs on area for the teenagers so they wont be influenced to sell drugs
- get jobs, get off drugs, go to school, fix their credit. Stop allowing drugs in their homes, ie. selling, using
- stop letting their kids run loose at all times of night. Have a better town watch program
- Work together, help out doing things for the children, make sure their children are in school & not in the streets; they need to be parents.
- Nothing much. The neighborhood doesn't need much improvement. Thanks.
- help each other
- Stop selling drugs and treat their homes and selves with respect, and teach their children also.
- Look out for each others not go against each other
- keep the crime down and have better values for our kids and their schools.
- everyone help keep the neighborhood clean, stop drug dealing and covering up for the people doing the wrong thing.
- Keep the neighborhood clean and keep drug dealers away & off the corners.

- more participation
- Scan (screen?) people that come in for an apartment like they do any where (else?).
- Be more concerned about the surrounding and neighbors. Come together more often.
- Stop letting outsiders come into the neighborhood with negative agendas. Parents need to be more responsible for the actions of the teenage children.
- pick up the trash, fix fences, mow grass, just cleaning up would make it look alot better
- Get to know Jesus
- people need to mind their business
- be responsible and pick up trash. slow down when driving through. Stop selling drugs and liquor
- Get involved
- Removal of low income housing, take responsibility for ones actions & the actions of their children, being open to criticism
- Fix up the park, there are old playground equipment
- call the police when you see crime, clean around your home. remove junk cars. get kids off the streets at a reasonable time.
- Come together to make our community better
- Be more involved with their children and cleanliness of the neighborhood
- stop contributing to local speak-easy. stop speeding, more yard care. Look out for the safety of the children
- Work together . Clean p yards. Get crack dealers out.
- Take control of our neighborhood, establish unity, compassion & understanding. Programs for children and seniors.
- Have more programs for the youth preteens, teens, young adults, and for more participation by the adults and to lead by example.
- Come together against drug dealers in the neighborhood
- Keeping home & garden neat and clean is the key. Home improvement is very important
- Make it safer for children and create more affordable housing
- agreed on speeding
- Respect for their own property and other neighbor's property
- teach the young people to respect property and others.
- More family activity
- Home improvement is important as is keeping your yard and home clean & neat.
- Have the children participate in activities such as team sports, science, martial arts and other academic outlets
- Clean up the park & have the kids participate
- We could do a lot better if we didn't have the 3 speakeasies. This would help the way our community is.
- Come to the monthly meetings, attend things in the neighborhood
- learn to work together and help out more
- Come together and take a stand against durgs & crime
- Parents could be better at teaching their children
- Better communication with other organizations to let residents know their services, locations and what they do.
- Come together against the drug dealers. Don't allow them to stand in front of your home & sell - call police; pray. If it

wasn't for the drug dealers, Winder Village would be ideal in raising a family & buying homes.

- report the drug sellers
  - Do something to help out more
  - Stop hating
  - Get more involved in the community & support weed & seed more.
  - I think the neighborhood should come together and have a block party so the family & the children can come together and enjoy each other
  - Get more involved in the community & support weed & seed more.
  - Consider neighborhood watches, and interact with law enforcement when necessary
  - Thats up to them
  - report drug dealers
  - make children more aware of cleaning up after themselves.
- Create an adult community 50+
- Start sticking together
  - Keep upkeep of home ground area, and help your neighbor
  - Clean up around their houses, remove old cars & debris, renters need to take care of their places even if they don't own.
  - Take pride in their community, parents better supervising their children.
  - stick together
  - clean, keep crime out and report crime
  - we need more people to help out
  - stand in unity to get things done, stop hiding all the wrong doing
  - Take pride in your community; go to the civic meeting!
  - More communication among the neighborhood; more activities.
  - Do as they say- not as they do!
  - look out for each other and not hurt each other
  - It is a better place to live, so there is no need to make it better. Thanks!
  - Work together
  - Take more pride in their home. Stop drug sales. Parents being parents & accountable for their children
  - More friendliness in the neighborhood.
  - If the majority of residents would be more active in their own community supporting programs for our children, seniors, and all residents instead of turning a blind eye to the negative activities like drug dealers. Have more positive programs that people would be interested in like a soul-line dance class, bingo night; something for the women, men, children to keep them busy & out of trouble.
  - take more pride in their properties and be courteous of other property
  - stop the crime and drugs
  - Watch out for one another, speak up, speak out
  - Make sure undesirable businesses don't remain in the neighborhood
  - The rental office should have respect for everybody whether Black or White or African American.
  - More play area for children - parks, recreation, etc.
- Something to keep them busy.
-

What is your family's annual income? (0 of 224 entries responded)

\$9,999 or less	<input type="text"/>	0% (0/0)
\$10,000 – \$19,999	<input type="text"/>	0% (0/0)
\$20,000 – \$29,999	<input type="text"/>	0% (0/0)
\$30,000 – \$49,999	<input type="text"/>	0% (0/0)
\$50,000 or more	<input type="text"/>	0% (0/0)

Are you familiar with Weed & Seed? (218 of 224 entries responded)

Yes	<input type="text"/>	70.18% (153/218)
No	<input type="text"/>	29.82% (65/218)

What do you think Weed & Seed is all about? (152 of 224 entries responded)

- not sure yet
- weeding out problems
- help hood better place 2 live
- weed crime, seed non-violence
- money, stop police harrasment
- hard to understand
- positive aspect
- weed out crime,better communit
- a way receive funds
- trying 2 clean up my hood
- no good; 2 murders unsolved
- never hear anything good of it
- money,money,money
- improve safety
- Neighbors have better place
- Rid streets of drugs
- help the community improve
- I don't know
- its good
- making our situation better
- Replacing bad with good
- money, money, money
- end crime,get activity 4 youth
- weed out bad, make rm 4 good
- clean up drugs,police involved
- make hood safer & drug-free
- helping the community
- not sure
- good
- improve the community
- cleaning up the neighborhood
- doing best 2 bring \$ into hood
- its a joke: big joke
- weed out bad, seed good
- help the community
- dont know
- good program for the hood
- helping the community
- good
- keep the neighborhood clean
- money for other people
- good, need resident participat
- Not sure
- ?

- waste of time
- good intention, poor execution
- Why Winder Village not part?
- they are sad
- need CSI \$\$ to solve murders
- police, money & Martha Miller
- Trying to make a difference
- helping the community
- helping clean up the hood
- clean up the neighborhood
- Making a difference in my hood
- weed out bad, seed positive
- bring hood 2gether & end drugs
- n/a
- weed out drugs and crime
- helping our community
- will be good if it is works
- Help the community
- help prevent drug activity
- supposed to help community
- cleaning up the hood
- to help the community be safe
- Improving the community
- dont know
- Slavery!
- rid crime, better neighborhood
- positive aspect
- get drugs, violence off streets
- I don't know
- not what its supposed to be
- communtiy partnership 4 good
- help curb the crime
- unknown
- dont know too much about it
- ?
- stopping drug activities
- improving the neighborhood
- make neighborhood safer
- Nuttin
- weed out bad; plant good
- insuring people are safe
- making a better community
- keeping the community safe
- unknown
- waste of time
- make neighborhood safe 4 kids
- weed wrongs & replace w/better
- ?
- improving the neighborhood
- weed out drugs, crime & violence
- dont know
- eliminate bad elimite
- weed out negative elements
- Keep crime under control
- Not sure
- bring crime rate down
- Don't Know
- good
- change hood & make better 4 all

- working to make it better
- Better law enforcement
- the cops
- Crime
- making a difference
- not sure yet
- Repair parks & start programs
- not sure
- Keeping safe & crime free
- helping out the community
- helping the community
- drug traffic crime
- Keeping safe & crime free
- Great program
- weeding out the problems
- Working together
- To provide cleaner communities
- Weeding drugs, bettering hood
- I don't understand it much
- Helping the community
- To help the community
- help us solve community probs
- To help the community
- making the black comm. better
- Needs to be more focus
- nothing
- \$ from govt not used correctly
- safety
- taking care of the community
- Improvement of our community
- ?
- waste of time
- Bull\*\*\*\*
- safer placer to live
- get drugs dealers off streets
- all talk no action
- weed out crime; seed good
- Safety
- make the communities better
- Not sure
- Weeding out crimes
- very good
- unsure
- Community improvement
- Clean up the communities
- Bull\*\*\*\*
- protecting the neighborhood
- don't know
- 2 keep community drug free

In your opinion, how effective is Weed & Seed in your neighborhood? (213 of 224 entries responded)

Very Effective		7.98% (17/213)
Effective		7.98% (17/213)
Mixed		33.8% (72/213)
Not Very Effective		26.29% (56/213)
Not Sure		23.94% (51/213)

